




# ENGLISH O-NET 2568

Tanachai Koetporntham  
Kru Ton English



# Hello, everyone!



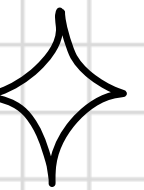
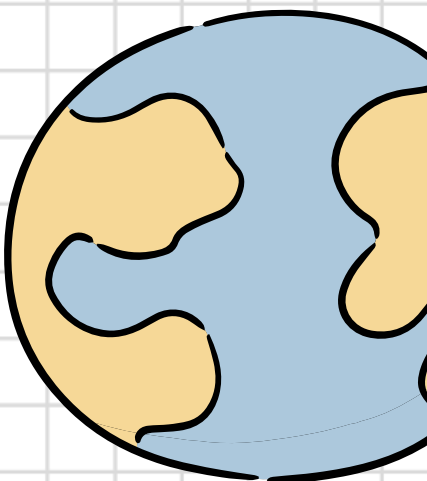

## **Tanachai Koetporntham (TON)**

### Education

- B.A. (English for business communication)
- Grad. Dip. (Teaching Profession)
- M.Ed. (Educational Administration)

### Experience

- Teacher at Thaksina Business Technological College
- Teacher at Padungsena Technology College
- Teacher at Wat Sakaeo School (Rungrojthanakun Uppatham)
- Teacher at Watlamtakein School
- Now – Teacher at Phakhaisutthapramuk School






# O-NET ภาษาอังกฤษ ปี 2568: พิชิตข้อสอบฉบับเข้าใจง่าย!



## 1. โครงสร้างข้อสอบ & คะแนน


รวม 60 ข้อ / 100 คะแนน

### รูปแบบปรนัย 5 ตัวเลือก (Multiple Choice)



40 ข้อ x 1.5 คะแนน = 60 คะแนน  
= 13 ข้อ x 2.0 คะแนน = 26 คะแนน

### รูปแบบเรียงลำดับ (Ordering/Sequencing)



7 ข้อ x 2.0 คะแนน  
= 14 คะแนน

## 2. เนื้อหาที่ออกสอบ (Test Blueprint: 4 สาระหลัก)

### สาระที่ 1: สื่อสาร (Communication) \*คะแนนเยอะสุด!\*



Conversation:  
ชีวิตประจำวัน,  
สำนวน (Idioms)

Reading:  
ป้าย (Signs),  
กราฟ (Graphs),  
ข่าว (News),  
ใจความ (Main Idea)

Vocab:  
เดาจากบริบท  
(Context Clues)

### สาระที่ 2: วัฒนธรรม (Culture)



เทศกาล (Festivals):  
Christmas,  
Songkran

มารยาท &  
ระดับภาษา  
& Formality)

### สาระที่ 3: เชื่อมโยงวิชาอื่น (Other Subjects)



วิทยาศาสตร์  
(Science: Tech,  
Global Warming)

สังคม  
(Social Studies:  
Geography)

### สาระที่ 4: ชุมชน & โลก + ไวยากรณ์ (Community, World & Grammar)



Global Context:  
ใช้ภาษา  
ในที่สาธารณะ

Writing/  
Grammar:  
Cloze Test,  
Error ID

Topics:  
Tense, Voice,  
If-clause,  
Connectors



เตรียมตัวให้พร้อม ฝึกฝนบ่อยๆ ทำได้แน่นอน!



# เทคนิคพิชิตข้อสอบ Conversation

(สไตล์ครุต้น) ✨




## 1. Q & A (ถามตอบสั้นๆ)

สองบรรทัดจบ!



1.1 ห้าม! เลือกคำตอบแค่เพราะมี 'คำซ้ำ' กับคำถาม



1.2 วิเคราะห์!  
เป็น 'Yes-No' หรือ 'Wh-Question'

ดูให้ตรงประเด็น!

## 2. Short Conversation (คน 2 คน)

เต็ม 2-3 ข้อ




2.1 อ่านบริบทให้หมด!  
ดู 'หน้า-หลัง' ช่องว่าง



ตัดตัวเลือกที่ไม่เกี่ยวข้องทิ้ง!

## 3. Long Conversation (2-4 คน)

เต็ม 2-6 ข้อ



3.1 อย่าโดนหลอก!  
ด้วยคำที่ 'แปลตรงตัวไม่ได้'



ระวัง สำนวน/วลี!


ดูความหมายแฝง!

เข้าใจง่าย!

สู้ๆ!

ทำได้แน่นอน!

# Dialog 1



## On Loy Krathong Day

Joy: It's Loy Krathong Day, isn't it?


Tim: .....(1)..... It's time to celebrate.

Joy: .....(2)..... buy a krathong made of bread and float it in the canal? Do you think that's a good idea?


Tim: .....(3)..... we should not do that because it pollutes the water.

Joy: .....(4)..... Krathongs made of bread are food for fish.

Tim: .....(5)....., humans are the major cause of environmental destruction.  
Let's celebrate online instead.




# Dialog 1




1. I don't like it.
2. That's terrible.
3. Oh yeah, it sure is.
4. What is it?
5. Why do you like it?

1. When do we
2. Why don't we
3. How often do you
4. Do we like to
5. May I

1. It's a pity
2. In case
3. How come
4. In my opinion,
5. With a doubt,




# Dialog 1



4. 1. You're right.
2. I absolutely agree.
3. I couldn't agree more.
4. You can say that again.
5. That's not really true.

5. 1. Exactly
2. In other words
3. What more
4. As I see it
5. If I'm wrong



# Dialog 2

## At a café

Sam: Everyone's looking forward to the long weekend. What are your plans?

Bob: For the long weekend? .....(6).....

Sam: A holiday by the beach or in the mountains? .....(7).....



Bob: Neither one. I'm broke. .....(8).....

Sam: Come on, Bob. We haven't gone anywhere together for quite some time. .....(9)..... going to Pattaya? Bob: I'd love to. (10) Didn't you hear me say I'm broke?


# Dialog 2

1. It looks nice.
2. I'd be glad to.
3. I'm so anxious.
4. That's very kind of you.
5. I haven't really thought about it.

1. Will it be all right?
2. Do you enjoy cycling?
3. Which do you prefer?
4. Where did you go?
5. How do you spend your weekend?



# Dialog 2



8. 1. It depends.

2. I wish I were there.

3. That's not my business.

4. I'd rather stay at home.

5. The beach sounds good.

9. 1. How about

2. When are you

3. Do you keep

4. Did you enjoy

5. Are you serious about


10. 1. of course.

2. indeed.


3. actually.

4. but you don't.

5. but I can't.




# Situation




11. Situation: You are late for an appointment. As soon as you show up, you politely say,

1. Please accept my apologies.
2. Don't worry. I'm here.
3. I didn't mean to disturb you.
4. I'm so lucky to see you again.
5. You know I got up late this morning.




# Situation




12. Situation: Alan would like Nan to join his birthday party this Saturday, but Nan cannot come. She says,

1. Things do happen.
2. I look forward to it.
3. That's not important.
4. It was just what I needed.
5. I'm tied up.



# Situation



13. Situation: A man helped you lift a very heavy box. After you thanked him, he said, "-----"

1. It's no trouble.
2. That doesn't matter.
3. Keep it up.
4. Take it for granted.
5. You're right.



# Situation




14. Situation: Ben is seriously ill with a high temperature. He asks for your advice. You say, "-----"

1. How awful!
2. What a shame!
3. Get well soon.
4. I really feel bad about it.
5. You'd better see a doctor.





# Situation



15. Situation: Sarah sees a spider and is scared. In order to calm her down you say, "-----"

1. You need to be afraid.
2. I count on you.
3. It won't hurt you.
4. I think you're awesome.
5. I have no idea.





Let's have a  
great year!